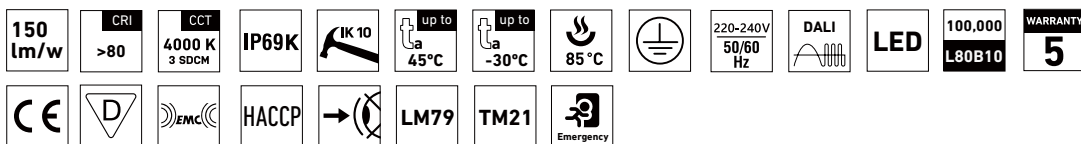


Adele

General Characteristics

- Polycarbonate housing and cover with high mechanical resistance and UV stability.
- Resistant to high-temperature water washing, making cleaning convenient.
- Various mounting options to fit different scenarios.
- Reduces inventory needs, meeting personalized requirements.
- With a light efficiency of up to 150lm/w, it's energy-saving and efficient
- A 120° beam angle provides extensive coverage for lighting needs
- IK10 rated for resistance to impacts
- LEDs last over 100,000 hours.
- Three-phase for simple and reliable connections



Mechanical

Materials : PC body and cover
 Installation: Hoisting/ Ceiling mounted / Wall mounted
 Color: White
 Ingress protection: IP69K
 Impact protection: IK10
 Ambient temperature: -30°C~45°C

Electrical

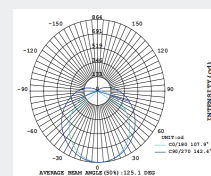
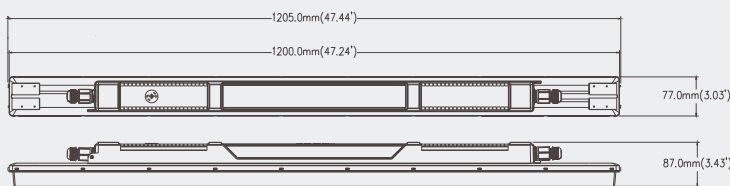
Input: 220-240VAC (50/60Hz)
 Power factor: >0.9
 THD: <20%
 Safety class: Class I/Class II
 Surge protection:-
 Interconnection number: 75pcs(20W), 50pcs(30W),37pcs (40W),30pcs(50W)

Other control

Sensing: PIR/MW sensor
 Communication: 1-10V/DALI

Application

Garage, Shopping mall,
 Factory, Workshop



Type	Power [W]	Total Flux [lm]	Efficacy [lm/w]	Beam angle [°]	Ta Max.: [°C]	Size [mm]	Net weight [kg]
IL-TL15-N02040-120	20.93	3174.8	151.7	120	45	1205*77*87	1.2
IL-TL15-N03040-120	30.91	4647	150.3	120	45	1205*77*87	1.2
IL-TL15-N04040-120	41.07	6186.3	150.6	120	45	1205*77*87	1.2
IL-TL15-N05040-120	51.11	7721.1	151.1	120	45	1205*77*87	1.2
IL-TL15-N020P40-120	12.37	1982.6	160.3	120	45	1205*77*87	1.3
	16.51	2574	155	120	45	1205*77*87	1.3
	20.10	3030.5	150.8	120	45	1205*77*87	1.3
IL-TL15-N040P40-120	23.85	3830.4	160.6	120	45	1205*77*87	1.3
	31.91	4947	155	120	45	1205*77*87	1.3
	39.73	5972.8	150.3	120	45	1205*77*87	1.3
IL-TL15-N050P40-120	29.55	4742.9	160.5	120	45	1205*77*87	1.3
	40.06	6236.4	155.7	120	45	1205*77*87	1.3
	51.11	7701.1	150.7	120	45	1205*77*87	1.3