



ilumen



Ida

The next generation of ceiling light

WE MAKE IT
Light
GERMAN QUALITY · DEUTSCHE QUALITÄT



Parking Garages




Healthcare and hospitality



Residential areas




Commercial areas



- Variable feature: (Colour Temperature Switch): The ability to choose your colour temperature on site by sliding the switch.

- Flexible feature: (Lumen Output Switch): The flexibility to decide on your lumen package on site by sliding the switch.

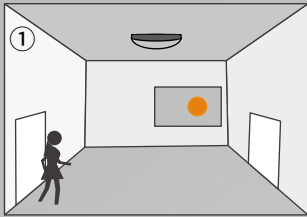
- Opal diffuser for uniform light effect and visual comfort.



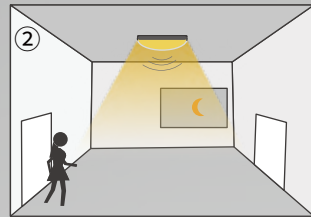
- Easy to program sensor version via DIP switches directly on the sensor. To suit a variety of indoor and outdoor applications.

1. ON/OFF function

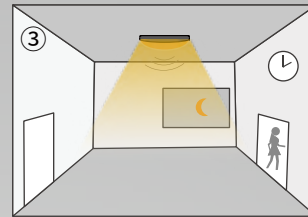
1. The daylight threshold is set to "10Lux/25Lux/50Lux"



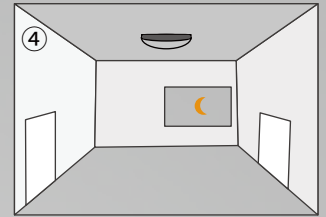
With sufficient daylight, even when motion detected, light remains OFF.



With insufficient daylight, when motion detected, light ON.

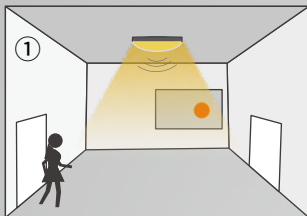


After people leave the detection area, light remains 100% brightness within hold time.

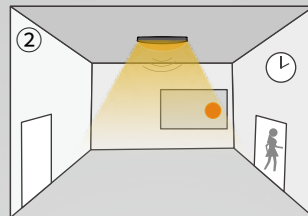


After the last detection and the preset hold time elapsed, light OFF.

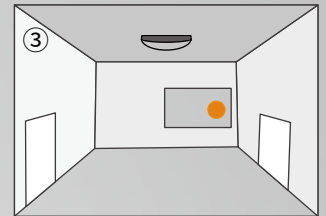
2. The daylight threshold is set to "Disable". Light on when detect movement, After people leave, Light off after Hold-time.



When motion is detected, the sensor will switch on the light to 100% brightness.



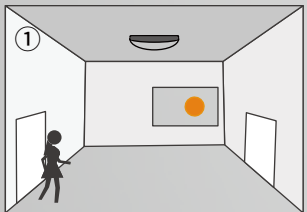
After people leave the detection area, light remains 100% brightness within hold time.



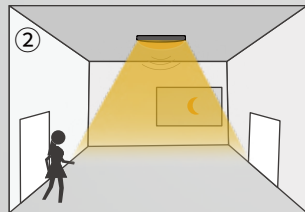
After the last detection and the present hold time elapsed, light OFF.

2. Dimmable control/Corridor function

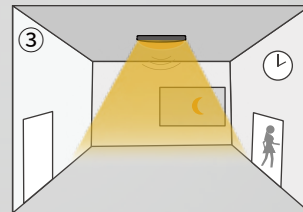
The daylight threshold is set to "10Lux/25Lux/50Lux, stand-by period is set to "10s/15min".



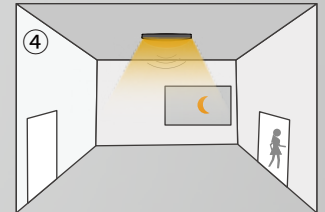
With sufficient daylight, even when motion detected, light remains OFF.



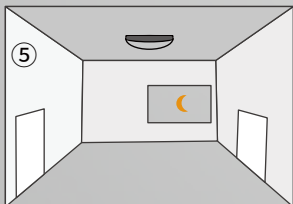
With insufficient ambient brightness, light dims to 100% when motion was detected.



Light keeps on 100% within the holdtime.



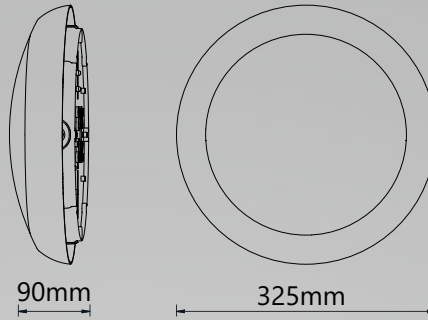
Light dims to standby level if no motion detected after holdtime.



After the stand-by period, light OFF.



PRODUCT PARAMETER



Model Number	IL-CL18-NXXX3C-110
Power	16W/20W/25W
Luminous Flux	2000LM~3250LM
Ra	>80
UGR	-
Light Efficiency	Up to 130lm/W
Input voltage	220-240Vac
Color Temperature	2700K/3000K/4000K selectable
Operating Temperature	-20°C~ +50°C (EM 0°C~ +50°C)
Ingress protection code	IP65
Beam angle	110°
Mech. impact protection code	IK10
SDCM	<3
LED Lifespan	60,000Hrs@L80B10 (Ta 25Deg)
Body	PC
Diffuser	UV Stabilised opal polycarbonate
Color	White RAL9003/ Black RAL9017
Mounting options	Surface mounted
Intelligent control	0-10V/DALI/Microwave Sensor+Daylight



ilumen

📍 Address: Am Hopfenbach 12, 22926 Ahrensburg, Germany

☎ Phone: +49 4102 7798707

✉ email: info@ilumenled.de

🌐 www.ilumenled.de