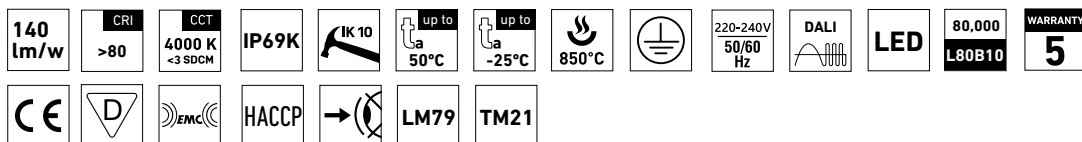



Ava

General Characteristics

- Appealing appearance with concise, elegant and tubular design.
- IP66/IP69K for harsh working environment like car wash shops, food factory.
- Available for suspended installation and surfaced mounted installation.



Mechanical

Cover: PC
 Endcap: 6063AL/ ADC12
 Clips: 304 stainless steel
 Installation: Suspended /Surface mounted
 Color: Grey base/Transparent & striped cover
 Ingress protection: IP69K
 IK resistance: IK10
 Ambient temperature: -25°C~+50°C

Electrical

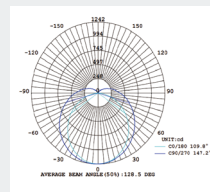
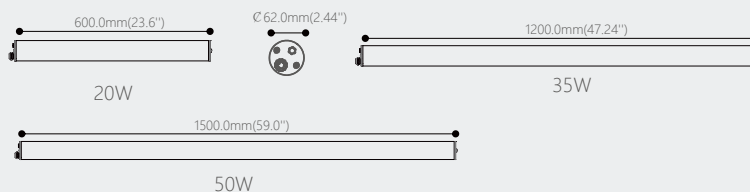
Input: 220-240VAC (50/60Hz)
 Power factor: ≥ 0.92
 THD: <math>< 15\%</math>
 Safety class: Class I
 Surge protection: 1/2KV

Other control

Sensing: /
 Communication: 1-10V/DALI

Application

Garage, Train depot, Factory, Workshop



Type	Power [W]	Total Flux [lm]	Efficacy [lm/w]	Beam angle [°]	Ta Max.: [°C]	Size [mm]	Net weight [kg]
IL-TL27-N02040-120	20.04	2413.2	120.4	120	50	φ 62*600	1
IL-TL27-N03540-120	35.59	4283.2	120.3	120	50	φ 62*1200	1.6
IL-TL27-N05040-120	50.02	6023.3	120.4	120	50	φ 62*1500	2
IL-TL27-N02040-120	20.04	2613.2	130.3	120	50	φ 62*600	1
IL-TL27-N03540-120	35.59	4883.2	137.2	120	50	φ 62*1200	1.6
IL-TL27-N05040-120	50.02	7023.3	140.4	120	50	φ 62*1500	2